

# Unisys Software and Holding Industries Ltd

**Unisys Software and Holding Industries Ltd | BSE Code: 531831 | Market Data as on Date: 02 Jun 2015**

Current Price (Rs)	64.55	Market Cap (Rs. Crores)	148.47	Book Value (Rs)	25.69
52 Week High (Rs)	194.00	Shares Outstanding	2,30,00,200	P/B Ratio	2.51
52 Week Low (Rs)	58.70	Beta - Sensex	0.02	Earnings Per Share (Rs)	0.25
Face Value per Share (Rs)	10.00	Dividend Yield (%)	-	P/E Ratio	258.20

## Company Info:

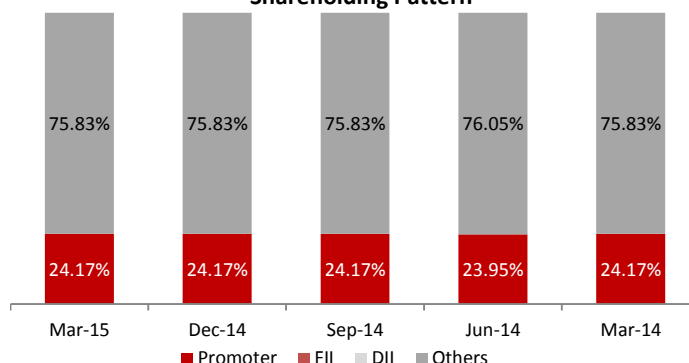
Unisys Softwares & Holding Industries Limited is engaged in software, hardware, and mobile phones trading activities in India. The Company is also involved in non banking financial activities. In addition, it is engaged in investments in securities and commodities market. The Company was incorporated in 1992 and is based in Kolkata, India.

## Peer Comparison

	Unisys Soft	Housing Dev	GIC Hous
Sales	213.51	7,447.97	198.93
PAT	(1.12)	1,862.43	26.66
Equity	23.00	314.94	53.85
EPS	(0.49)	11.81	4.95
OPM (%)	0.02	97.33	87.89
NPM (%)	(0.53)	25.01	13.40

\* Peers are grouped according to sector and market cap

## Shareholding Pattern



## Quarterly Review - Mar 15:

The Company has recorded revenues of Rs 213.51 Crores during the current quarter as against Rs 188.12 Crores for the corresponding quarter last year. EBITDA margins for the current quarter decreased to 0.02% in Mar quarter this year as compared to 0.38% in the same quarter previous year. The Profit after Tax (PAT) for current quarter stood at Rs -1.12 Crores.

## Quarterly Results:

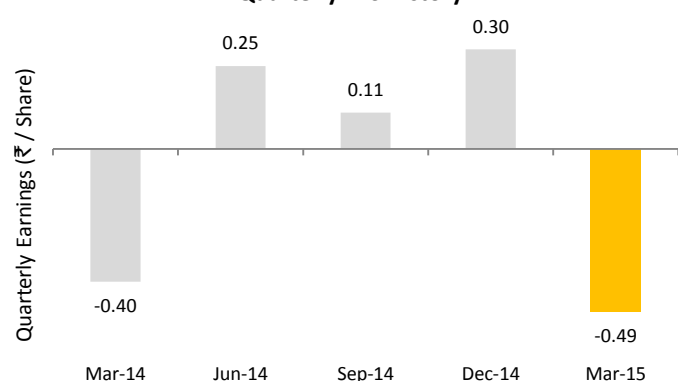
### Income Statement

	Figures in Rs Crores							
	Mar-15	% of (1)	Mar-14	% of (1)	Dec-14	% of (1)	Sep-14	% of (1)
Revenue	213.51		188.12		106.28		14.32	
Total Income	213.51		188.05		106.28		14.32	
Expenditure	(213.47)	-99.98%	(187.33)	-99.58%	(105.20)	-98.98%	(13.39)	-93.51%
Interest	(0.72)	-0.34%	(1.15)	-0.61%	(0.29)	-0.27%	(0.58)	-4.05%
PBDT	(0.68)	-0.32%	(0.43)	-0.23%	0.80	0.75%	0.36	2.51%
PBIDT	0.04	0.02%	0.72	0.38%	1.09	1.03%	0.94	6.56%
Depreciation	(0.11)	-0.05%	(0.17)	-0.09%	(0.11)	-0.10%	(0.11)	-0.77%
PBT	(0.79)	-0.37%	(0.60)	-0.32%	0.68	0.64%	0.25	1.75%
Tax	(0.33)	-0.15%	(0.32)	-0.17%	-	-	-	-
Net Profit	(1.12)	-0.52%	(0.92)	-0.49%	0.68	0.64%	0.25	1.75%

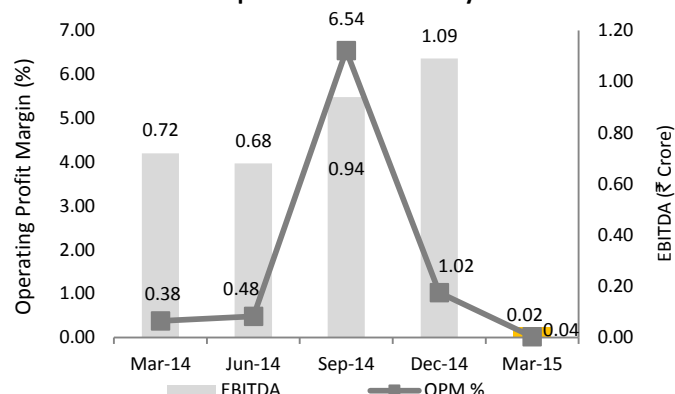


## Quarter on Quarter Changes:

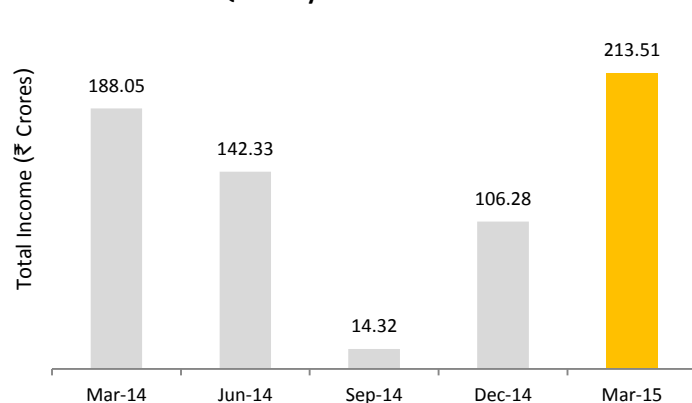
Quarterly EPS History



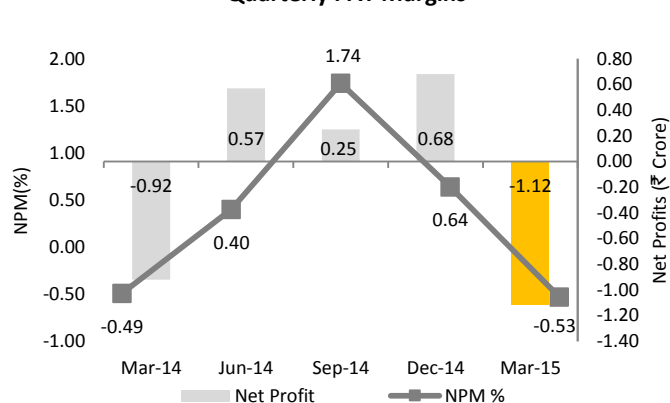
Operational Profitability



Quarterly Income Growth



Quarterly PAT Margins



**DISCLOSURE:** THIS REPORT HAS BEEN SPONSORED BY BSE - INVESTOR PROTECTION FUND TRUST

**RESEARCH ANALYST:** WAHEED SHAIKH

**DISCLAIMER:** While SES has made every effort and has exercised due skill, care and diligence in compiling this report based on publicly available information, it neither guarantees its accuracy, completeness or usefulness, nor assumes any liability whatsoever for any consequence from its use. This report does not have any approval, express or implied, from any authority, nor is it required to have such approval. The users are strongly advised to exercise due diligence while using this report. This report in no manner constitutes an offer, solicitation or advice to buy or sell securities, nor solicits votes or proxies on behalf of any party. SES has no financial liability whatsoever, to the subscribers / users of this report. The report is released in India and SES has ensured that it is in accordance with Indian laws. Person resident outside India shall ensure that laws in their country are not violated while using this report; SES shall not be responsible for any such violation. This report should not be reproduced or redistributed or communicated directly or indirectly in any form to any other person - especially outside India or published or copied in whole or in part, for any purpose.

**ABOUT SES:** Stakeholders' Empowerment Services is a not for profit initiative of like-minded people with a vision to achieve a corporate governance state where all stakeholders are treated in just and fair manner. We believe that this journey can be possible only with active participation of all stakeholders. For more information please contact SES at +91 22 4022 0322, or via e-mail: info@sesgovernance.com

SEBI Reg. No. INH000000016

Stakeholders' Education | Proxy Advisory | Corporate Governance Research | Corporate Governance Score